

SÄCHSISCHES  
BILDUNGSINSTITUT



Freistaat  
**SACHSEN**

# Kompetenztest

## **Testheft**

Klassenstufe 8

Hauptschulbildungsgang

Schuljahr 2010/2011

**Fach Englisch**

# Anweisungen

Liebe Schülerin, lieber Schüler, du wirst in diesem Test verschiedene Aufgaben zum Hören und Lesen im Fach Englisch bearbeiten. Einige davon sind leichter als die Aufgaben, die du aus deinem Unterricht kennst, andere sind schwerer. Wenn du eine Aufgabe nicht lösen kannst, versuche die richtige Antwort zu erraten. Es können z. B. folgende Arten von Aufgaben vorkommen:

## **Aufgaben mit Mehrfachauswahl / Multiple-Choice-Aufgaben**

Bei diesem Aufgabentyp werden verschiedene Antwortmöglichkeiten angeboten. Setze ein Häkchen in das Kästchen, das vor der richtigen Antwort steht. Es ist immer nur eine der Antwortmöglichkeiten richtig!

### **Beispiel 1:**

#### **The Airport**

He was running late. Very late! That was the last flight and he didn't want to spend the night at the airport. He ran as fast as he could. There were only thirty minutes left. When he reached the gate his panic turned to a smile – his flight was delayed.

How did the man feel when he found out that his flight was late?

- a) tired
- b) happy
- c) nervous
- d) funny

Wenn du deine Antwort auf eine Frage ändern möchtest, streiche das Kästchen mit deiner ersten Antwort aus und setze ein Häkchen in das richtige Kästchen, so wie es in Beispiel 2 gezeigt wird.

**Beispiel 2:**

**The Airport**

He was running late. Very late! That was the last flight and he didn't want to spend the night at the airport. He ran as fast as he could. There were only thirty minutes left. When he reached the gate his panic turned to a smile – his flight was delayed.

How did the man feel when he found out that his flight was late?

- a) tired
- b) happy
- c) nervous
- d) funny

**Zuordnungs-Aufgaben / Multiple-Matching-Aufgaben**

Bei diesem Aufgabentyp ordnest du verschiedene Informationen einander zu und trägst deine Antworten in eine Tabelle ein. Es ist immer nur eine der Antwortmöglichkeiten richtig! Bitte schreibe die Buchstaben deutlich und gut erkennbar.

**Beispiel 3:**

**Match the countries (0 to 2) with the capitals (a to d). You may use each letter only once. There is one more capital than you need. There is an example at the beginning (0).**

0. France

1. Germany

2. Italy

a) Rome

b) Berlin

c) Madrid

d) Paris

0	1	2
d		

### Aufgaben mit Kurzantwort / Short-Answer-Aufgaben

Bei diesem Aufgabentyp schreibst du deine Antwort auf. Halte dich dabei an die angegebene Anzahl der Wörter, die du für deine Antwort verwenden darfst.

#### Beispiel 4:

**Answer the question below in 1 to 5 words.**

What do you think about the story?



*It is interesting.*

### Anordnungsaufgaben / Sequencing-Aufgaben

Bei diesem Aufgabentyp bringst du durcheinander gewürfelte Textteile in die richtige Reihenfolge und trägst die Lösung in eine Tabelle ein. Es wird immer mindestens ein Beispiel angegeben. Bitte schreibe die Buchstaben deutlich und gut erkennbar.

#### Beispiel 5:

**Read the paragraphs (a to e) from a short story. Then put them in the correct order by completing the table below. There is an example at the beginning (0).**

0	1	2	3	4
a				

## Richtig/Falsch/Nicht im Text-Aufgaben / True-/false-/not given-Aufgaben

Bei diesem Aufgabentyp entscheidest du für einzelne Aussagen, ob sie entsprechend den Informationen im Text richtig („true“) oder falsch („false“) sind, oder ob dazu im Text keine Informationen gegeben werden („not given“). Setze ein Häkchen in das entsprechende Kästchen.

### Beispiel 6:

**Read the text. Then decide if the statements are true, false or not given in the text. Tick  the correct box. There is an example at the beginning (0).**

Joe Brown loves hunting bears, but he is getting old, and his eyes are not very good any more. Many times he almost shot a person instead of a bear.

	true	false	not given
0. Joe Brown is a young man.	<input type="checkbox"/>	<input checked="" type="checkbox"/>	<input type="checkbox"/>
1. Joe Brown likes hunting.	<input type="checkbox"/>	<input type="checkbox"/>	<input type="checkbox"/>
2. Joe Brown is 65 years old.	<input type="checkbox"/>	<input type="checkbox"/>	<input type="checkbox"/>

**Viel Erfolg!**

Nicht in allen Fällen war es möglich, Rechteinhaber für Texte und Bilder ausfindig zu machen. Berechtigte Ansprüche werden selbstverständlich im Rahmen der üblichen Vereinbarungen abgegolten. Wir bitten um Verständnis.

## Hören

Es folgen jetzt Aufgaben zum Hörverstehen.

Auf der CD sind mehrere Hörtexte, zu denen du verschiedene Aufgaben im Testheft bearbeiten sollst. Zu jeder Aufgabe gibt es eine Arbeitsanweisung, die im Testheft steht und dir zusätzlich von einer Sprecherin vorgelesen wird.

Falls Bilder vorhanden sind, schau sie dir genau an, denn sie können wichtige Informationen enthalten.

Schreibe deine Lösung nur in die dafür vorgesehenen Felder. Gib in jedem Fall eine Lösung an, auch wenn du dir nicht ganz sicher bist. Wenn du noch Zeit hast, überprüfe deine Lösungen.



**Du darfst erst dann umblättern,  
wenn du dazu aufgefordert wirst!**

---

# 1 House Description

---

Listen to a man talking about his house and tick  the correct answer (a, b, c or d).


You will hear the recording only once.

You will have 10 seconds at the end of the recording to complete your answer.

You now have 10 seconds to look at the task.

The recording will begin now.

Which house is the man talking about?



a)

b)

c)

d)

---

## 2 Missing Child

---

**Listen to an announcement. While listening, complete the table below using 1 to 5 words/numbers. There is an example at the beginning (0).**

**You will hear the recording twice.**

**You will have 5 seconds between each recording and 15 seconds at the end of the task to complete your answers.**

**You now have 20 seconds to look at the task.**

**The recording will begin now.**

0. Boy's name	Toby
1. Boy's age	
2. Colour of his hair	
3. The two colours of his swimming trunks	_____ and _____

---

## 3 Announcements

---

**Listen to the following announcements (0 to 4). While listening, match them with the places (a to g) where people can hear them.**

**You can use each place only once. There are two places that you do not need. There is an example at the beginning (0).**

**You will hear the recording only once.**

**You will have 15 seconds at the end of the recording to complete your answers.**

**You now have 15 seconds to look at the task.**

**The recording will begin now.**

a) train station

b) supermarket

c) school

d) fast food restaurant

e) concert hall

f) cinema

g) airport

0	1	2	3	4
a				

---

## 4 Pets

---

**Listen to a radio commercial and tick  the correct statement (a, b, c or d).**

**You will hear the recording only once.**

**You will have 10 seconds at the end of the recording to complete your answer.**

**You now have 15 seconds to look at the task.**

**The recording will begin now.**

Audio: [http://www.mediapeta.com/peta/audio/peta\\_cold\\_dog\\_psa.mp3](http://www.mediapeta.com/peta/audio/peta_cold_dog_psa.mp3), © Peta

The text is about how to

- a) feed animals when it is cold.
- b) build a warm cage for animals.
- c) help animals in cold weather.
- d) play with animals in winter.

# 5 Bake Sale

**Listen to a report about a bake sale, in which one class sells cake to other students. While listening, complete the notes below using 1 to 5 words/ numbers. There is an example at the beginning (0).**

**You will hear the recording twice.**

**You will have 15 seconds between each recording and 15 seconds at the end of the recording to complete your answers.**

**You now have 30 seconds to look at the task.**

**The recording will begin now.**

**Information about the student:**

0. Name	Felix
1. Age	
2. School	German school in _____
3. Class	7th grade 16 boys _____ girls
4. Favorite sports (Name <u>two</u> more.)	soccer a) _____ b) _____

**Information about the bake sale:**



5. Cakes for the bake sale (Name <u>one</u> more.)	cheesecake apple pie _____ and waffles
6. Best-selling products	waffles with sugar, _____ sauce and chocolate
7. Other products (Name <u>one</u> more.)	hot dogs _____
8. Product prices	1 to _____ dollars

---

## 6 Television

---

**Listen to a girl speaking about the role television plays in children's lives.**

**While listening, answer the questions below using 1 to 5 words.**

**There is an example at the beginning (0).**

**You will hear the recording *twice*.**

**You will have 20 seconds at the end of the second recording to complete your answers.**

**You now have 30 seconds to look at the questions.**

**The recording will begin now.**

0. How long do teenagers watch TV a day?



2.5 - 3.2 hours

1. What do all of them watch? (Name one example.)



2. What do girls watch? (Name one example.)



3. What do boys watch? (Name one example.)



4. Why is watching TV good for kids?



---

## 7 Telephone Message

---

**Listen to a telephone message. While listening, complete the notes below using 1 to 5 words/numbers. There is an example at the beginning (0).**

**You will hear the recording twice.**

**You will have 10 seconds at the end of the recording to complete your answers.**

**You now have 10 seconds to look at the task.**

**The recording will begin now.**

(0) caller	_____ Paul _____
(1) message for	_____
(2) next week no	_____
(3) call	_____
(4) phone number	_____



## Lesen

Es folgen jetzt Aufgaben zum Leseverstehen.

Im Testheft findest du verschiedene Texte. Lies dir die Arbeitsanweisungen und die Texte sorgfältig durch und bearbeite dann die Aufgaben zu jedem Text.

Schreibe deine Antworten nur in die dafür vorgesehenen Felder. Gib in jedem Fall eine Lösung an, auch wenn du dir nicht ganz sicher bist. Wenn du noch Zeit hast, überprüfe deine Lösungen.

Zur Bearbeitung hast du insgesamt 20 Minuten Zeit.




**Du darfst erst dann umblättern,  
wenn du dazu aufgefordert wirst!**

---

## 8 Musical Pantomime

---

Look at the poster and complete the table below using 1 to 5 words/numbers. There is an example at the beginning (0).



Poster: <http://www.mayflower.org.uk/event.asp?show=cinder08>, © The Mayflower

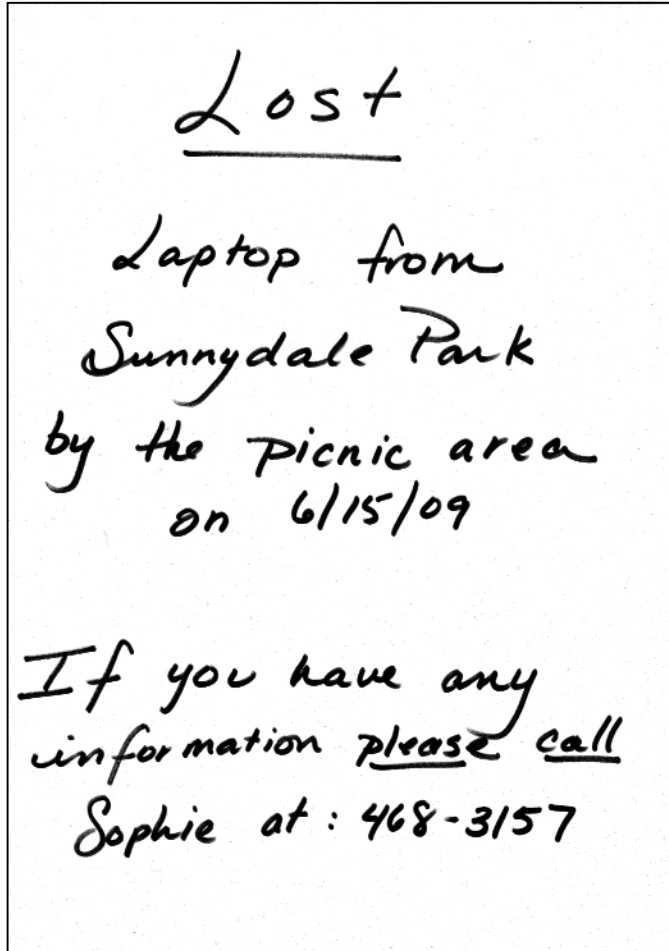
0. Stars' family names	Biggins, Kelly, Powers
1. Name of show	
2. Date of first show	
3. Box office telephone number	
4. Early booking discount	

---

## 9 Notice

---

Read the poster. Then answer the question below using 1 to 5 words/ numbers.












What does Sophie want?



# 10 Traffic Signs

*Read the texts (0 to 6) and match them with the signs (a to i). You may use each letter only once. There are two more signs than you need. There is an example at the beginning (0).*

0. Road works
1. Turn left
2. Kangaroo crossing
3. Sheep on the road
4. Falling rocks
5. Skier crossing
6. Snow and ice on the road

a) 	b) 	c) 
d) 	e) 	f) 
g) 	h) 	i) 

0	1	2	3	4	5	6
e						

---

# 11 Weather Report

---

*It is early in the morning and you read the weather report. Read the two questions and tick  the correct answers (a, b, c or d).*

## WEATHER





### Europe today

France and Switzerland will have sunny spells, with a few heavy showers and thunder likely in central France. These showers will move east into the Alps later in the day. Germany and the Low Countries will have sunshine. Southern Scandinavia will be cloudy with rain and some heavy downpours. Northern Spain will be cloudy. Elsewhere, it will be mostly fine and dry with plenty of sunshine.





### Europe outlook

France will continue to have sunny spells and showers throughout the weekend and into next week. These will extend into much of Spain at times. Some downpours will be heavy with thunder. Central Europe and Poland will also be unsettled with showers. Elsewhere it will stay fine.

1. You are in Germany today. What will the weather be like?

a) <input type="checkbox"/> 	b) <input type="checkbox"/> 	c) <input type="checkbox"/> 	d) <input type="checkbox"/> 
--	--	--	---

2. You are going on a class trip to Poland at the weekend. What will the weather be like?

a) <input type="checkbox"/> 	b) <input type="checkbox"/> 	c) <input type="checkbox"/> 	d) <input type="checkbox"/> 
--	--	--	---

---

## 12 Vince Ford

---

*Read the children's questions to a New Zealand author (0 to 7) and match them with the answers (a to k). There are two more answers than you need. There is an example at the beginning (0).*

### Interview with a NZ children's author



Name: Vince Ford

Date of birth: 12 April 1970

Place of birth: Eltham, Taranaki

0. What is your favourite food?
1. Do you have a nickname, and if so, what is it?
2. What do you do in your free time?
3. What was the subject you hated most at school?
4. What was the book you most loved as a child?
5. What person from the past would you most like to meet?
6. Do you have a special place where you write your books?
7. What advice would you give to young writers?

- a) Write as much as you can as often as you can and write the truth – from your heart.
- b) I play sports – I love touch rugby and kayaking, and I'm learning to surf now. I also dive for crayfish and kina.
- c) Geography – it suited the way I thought.
- d) Fairly quiet. I was a goody goody at primary school but became more laid back as I got older. I was always a bit of an individual.
- e) Yes. My office looks out over Makarori Beach. It's beautiful.
- f) I can't remember the title – it was about a hippopotamus race.
- g) Yes – it's V. My name kept getting shortened. Now that's all that's left.
- h) Math – it bored me.
- i) Passionfruit crème brûlée. Next is oatmeal pancakes, banana and bacon.
- k) Someone from the Clovis culture. They lived in the late Ice Age in America. They made stone spear points and hunted mammoths. I'm researching a book set in that period.






Picture & text: <http://christchurchcitylibraries.com/Kids/ChildrensAuthors/VinceFord.asp>, © Vince Ford

<b>0</b>	<b>1</b>	<b>2</b>	<b>3</b>	<b>4</b>	<b>5</b>	<b>6</b>	<b>7</b>
<b>i</b>							

# 13 Dog Signs

Read the writing on the signs (0 to 3) and match them with the pictures (a to e). You may use each letter only once. There is one more picture than you need. There is an example at the beginning (0).

<p>0.</p> 	<p>1.</p> 
<p>2.</p> 	<p>3.</p> 

<p>a)</p> 	<p>b)</p> 	<p>c)</p> 	<p>d)</p> 								
<p>e)</p> 	<table border="1"> <tr> <td>0</td> <td>1</td> <td>2</td> <td>3</td> </tr> <tr> <td>d</td> <td></td> <td></td> <td></td> </tr> </table>			0	1	2	3	d			
0	1	2	3								
d											

---

## 14 School Transport

---

Look at the table. Then tick  the correct answer (a, b, c or d).

### SCHOOL TRAVEL PLAN St. Mary's Priory RC Junior School



How do pupils get to school?	Number	Percentage
Walk	78	39%
Cycle	1	0.5%
School bus	0	0%
Other bus	27	13.5%
Train	3	1.5%
Car	91	45.5%

Illustration & Table: [www.haringey.gov.uk/better\\_haringey-school\\_travel\\_plan-st\\_mary.doc](http://www.haringey.gov.uk/better_haringey-school_travel_plan-st_mary.doc), © St. Mary's Priory RC Junior School

How do pupils get to school?

- a) Hardly any of them walk.
- b) A lot of them use trains.
- c) Nobody comes by bike.
- d) Most of them are driven.



## Hören

Es folgen jetzt Aufgaben zum Hörverstehen.

Auf der CD sind mehrere Hörtexte, zu denen du verschiedene Aufgaben im Testheft bearbeiten sollst. Zu jeder Aufgabe gibt es eine Arbeitsanweisung, die im Testheft steht und dir zusätzlich von einer Sprecherin vorgelesen wird.

Falls Bilder vorhanden sind, schau sie dir genau an, denn sie können wichtige Informationen enthalten.

Schreibe deine Lösung nur in die dafür vorgesehenen Felder. Gib in jedem Fall eine Lösung an, auch wenn du dir nicht ganz sicher bist. Wenn du noch Zeit hast, überprüfe deine Lösungen.



**Du darfst erst dann umblättern,  
wenn du dazu aufgefordert wirst!**

---

# 15 British Pupils

---

*Listen to the pupils talking about themselves. While listening, answer the questions below using 1 to 5 words/numbers. There is an example at the beginning (0).*

*You will hear the recording only once.*

*You will have 20 seconds at the end of the recording to complete your answers.*

*You now have 30 seconds to look at the task.*

*The recording will begin now.*

## Holly

0. Where does Holly live?



Hedge End

## Nicole

1. What is Nicole's hobby?



2. What is her favourite subject?



## Oliver

3. What are Oliver's hobbies? (Name one.)



## Michelle

4. How old is Michelle?



5. What is her favourite subject?



---

## 16 Dr. Mazandi

---

**While on holiday in England, you have to see a dentist. You call Dr. Mazandi's dental practice. While listening, complete the table below using 1 to 5 words/numbers. Some of the information has been filled in for you.**

**There is an example at the beginning (0).**

**You will hear the recording twice.**

**You will have 20 seconds at the end of the second recording to complete your answers.**

**You now have 15 seconds to look at the table.**

**The recording will begin now.**

<b>day(s)</b>	(0) Mon. + Tues.	(2) _____	Fri.
<b>morning</b>	(1) _____	9-11	(4) _____
<b>afternoon</b>	3-6	(3) _____	--

---

## 17 Bears

---

**Listen to the recording and answer the question below. Tick  the correct answer (a, b, c or d).**

**You will hear the recording only once.**

**You will have 15 seconds at the end of the recording to complete your answer.**

**You now have 15 seconds to look at the question.**

**The recording will begin now.**

Audio: <http://www.houstonzoo.org/attachments/articles/10/GrizzliesPodcastV1.mp3>, © Houston Zoo

What is the main aim of the text?

- a) It informs people how to entertain bears in zoos.
- b) It gives a personal opinion about bears in zoos.
- c) It makes people come and see the bears in the zoo.
- d) It warns people about feeding the bears in the zoo.

---

## 18 Shopping List

---

*Listen to two people making a shopping list. While listening, write down what they put on their list. Some of the information has been filled in for you. There is an example at the beginning (0).*

*You will hear the recording twice.*

*You will have 15 seconds at the end of the recording to complete your answers.*

*You now have 15 seconds to look at the task.*

*The recording will begin now.*

<b>Shopping list:</b>	
0.	<b>milk</b>
1.	_____
	<b>flour</b>
2.	_____
3.	_____
	<b>peaches</b>
4.	_____
5.	_____
	<b>ground beef</b>

---

## 19 At Work

---

*Listen to a woman talking about her job and answer the question below using 1 to 5 words.*

*You will hear the recording only once.*

*You will have 10 seconds at the end of the recording to complete your answer.*

*You now have 10 seconds to look at the question.*

*The recording will begin now.*

What is the woman's job?



---

## 20 London Tour

---

**You are standing in front of the London Visitor Centre. Listen to a woman talking about London Tour. While listening, complete the table below in 1 to 5 words/numbers. Write feet, kilos, miles, years, minutes, etc. in your answers when needed. There is an example at the beginning (0).**

**You will hear the recording only once.**

**You will have 30 seconds at the end of the recording to complete your answers.**

**You now have 30 seconds to look at the task.**

**The recording will begin now.**

0. One attraction you visit	Buckingham Palace
1. Number of stops	
2. The bus leaves every	
3. Opening times of the Visitor Centre	From: _____ to: _____
4. Price of a ticket for children	

---

## 21 Message

---

**Listen to the following telephone conversation. While listening, answer the question in 4 to 7 words.**

**You will hear the recording twice.**

**You will have 30 seconds after the second recording to complete your notes.**

**The recording will begin now.**

Why is Jim calling?





## Lesen

Es folgen jetzt Aufgaben zum Leseverstehen.

Im Testheft findest du verschiedene Texte. Lies dir die Arbeitsanweisungen und die Texte sorgfältig durch und bearbeite dann die Aufgaben zu jedem Text.

Schreibe deine Antworten nur in die dafür vorgesehenen Felder. Gib in jedem Fall eine Lösung an, auch wenn du dir nicht ganz sicher bist. Wenn du noch Zeit hast, überprüfe deine Lösungen.

Zur Bearbeitung hast du insgesamt 20 Minuten Zeit.



**Du darfst erst dann umblättern,  
wenn du dazu aufgefordert wirst!**

---

## 22 Poster

---

Look at the poster about a lost dog and complete the table below in 1 to 5 words/numbers. There is an example at the beginning (0).



Poster: <http://www.dailymail.co.uk/tvshowbiz/article-1095327/Queen-searches-Windsor-Great-Park-for-Princess-Beatrices-missing-dog.html>, © David Parker

0. Lost	Max
1. Colour	
2. Kind of dog	
3. Since when	
4. Where	
5. Identifiable because of	
6. Telephone	

## 23 Eating Habits

**You are doing a research project about the eating habits of British students. Look at the table “What do you usually have for breakfast?”. Then decide if the statements are true, false or not given in the text. Tick  the correct box. There is an example at the beginning (0).**

### What do you usually have for breakfast?

School year	Gender	Nothing at all to eat		Just a drink		Cereal		Cereal & toast		Cooked breakfast		Fruit	
		N	%	N	%	N	%	N	%	N	%	N	%
6	male	862	9	479	5	3640	38	575	6	575	6	192	6
6	female	917	10	550	6	3210	35	459	5	459	5	367	5
8	male	1455	13	783	7	4364	39	671	6	448	4	224	6
8	female	2297	20	1148	10	3675	32	344	3	230	2	344	3
10	male	2188	19	1036	9	4261	37	691	6	461	4	230	6
10	female	3290	27	1584	13	3290	27	244	2	244	2	487	2

Key: N – absolute number; % – percentage rate

Text: <http://www.sheu.org.uk/publications/yp07docs/yr6.pdf>, © Sheu

	true	false	not given
0. 20% of Year 8 males have nothing to eat at lunch.	<input type="checkbox"/>	<input type="checkbox"/>	<input checked="" type="checkbox"/>
1. More Year 10 females than Year 8 females don't have breakfast.	<input type="checkbox"/>	<input type="checkbox"/>	<input type="checkbox"/>
2. 10% of Year 8 females and 9% of Year 10 males just have a drink.	<input type="checkbox"/>	<input type="checkbox"/>	<input type="checkbox"/>
3. 35% of Year 6 males and 27% of Year 10 males eat only cereal.	<input type="checkbox"/>	<input type="checkbox"/>	<input type="checkbox"/>
4. 20% of Year 10 males have their breakfast at school.	<input type="checkbox"/>	<input type="checkbox"/>	<input type="checkbox"/>

---

## 24 For Sale

---

**Read the text from a website. Then complete the table below in 1 to 5 words/numbers. Write feet, kilos, miles, years, minutes, etc. in your answers when needed. There is an example at the beginning (0).**

### **For Sale: Second-Hand Tyrannosaurus Rex**

A *Tyrannosaurus rex* skeleton is expected to sell for £4.8 million when it is auctioned next month.

The 66-million-year-old dinosaur measures 15 feet tall by 40 feet long and is one of the largest ever discovered.

The female skeleton, named Samson, is made up of 170 bones and is more than 50 per cent complete.

Its head is undistorted and one of the most complete in existence.

Samson was found in South Dakota, United States, in 1987 and excavated in 1992.

Experts mounted the skeleton ready for sale at the Venetian Hotel, Las Vegas, on October 3rd. It had previously been stored in a crate.

The reason for the sale has not been disclosed.

Text: <http://www.dailymail.co.uk/news/article-1211662/For-sale-Second-hand-Tyrannosaurus-rex-66-million-years-old--4-8million-ono-good-condition.html#ixzz0QW7SBbQY>, © Daily Mail

0. Item to be sold	Tyrannosaurus rex skeleton
1. Price	
2. Age	
3. Height	
4. Length	
5. Name	
6. Where found ?	
7. When found ?	
8. Place of auction	

---

## 25 Marathon

---

**Read the questions (0 to 5) and match them with the answers (a to h). You may use each letter only once. There are two more answers than you need. There is an example at the beginning (0).**

### How to prepare for a marathon

You are going to prepare for a marathon and have some questions for an expert.



0. Can everybody start training for a marathon?
1. Where can I get advice about preparation?
2. What can I do after I have found a suitable program?
3. What equipment is necessary to prepare for a marathon?
4. Should I have a certain race in mind when starting to prepare?
5. What do I have to bear in mind on the big day?

- a) Then follow the training plan, all the way up to race day.
- b) Just show up for your race, all the effort and time put in will pay off!
- c) Eat special food while preparing for the race.
- d) Before you begin the training pick a goal race preferably six months to one year from now.
- e) Look online for training plans that help you to reach your goal.
- f) Make a date with your doctor to get clearance to begin a running program.
- g) It is better to train with a friend.
- h) Make sure you buy a good pair of running shoes before you start.

0	1	2	3	4	5
f					

---

## 26 Twenty's Plenty

---

***In a Scottish village you see the sign below. Look at the sign and read the explanation. Then answer the question below using 1 to 5 words/ numbers.***



"Twenty's Plenty" areas are bounded by green-coloured 20mph *advisory* signs, which ask drivers to keep to a 20mph limit. There are no enforcement powers or costs associated with these signs. They are merely *advisory*.

What does the sign express?

